




muse-app



About ●
Controls ●

T

It all begins with an empty canvas ...



Bring your canvas to front with one tap.



back to canvas

scenery

skins

people

animals

objects

images

Choose in images-menu from 5 chapters



Pick a character and start creating your artwork ...



You can add as much images as you like. Everything you bring on the canvas can be scaled, mirrored, duplicated ...



Muse-App allows you to tell new stories with famous works of art



Re-visit the images-menu to choose from 125+ painterly elements ...



Add scenery to give your painting more depth ...



back to canvas

- scenery
- skies
- people
- animals
- objects

images

... Choose a sky fitting to your mood



There is more than creating your own work of art ...



... every image on your canvas holds an info-button (i)



back to canvas

One touch will get you to the info-page. Put the lion back in its original artwork ...

Saint Jerome in his study

1514
Albrecht Dürer
British Museum
London | United Kingdom



[back to canvas](#)

... and find out more about who made it, when and where you can find it



Tap Studio on the left

About ●
Controls ●



T

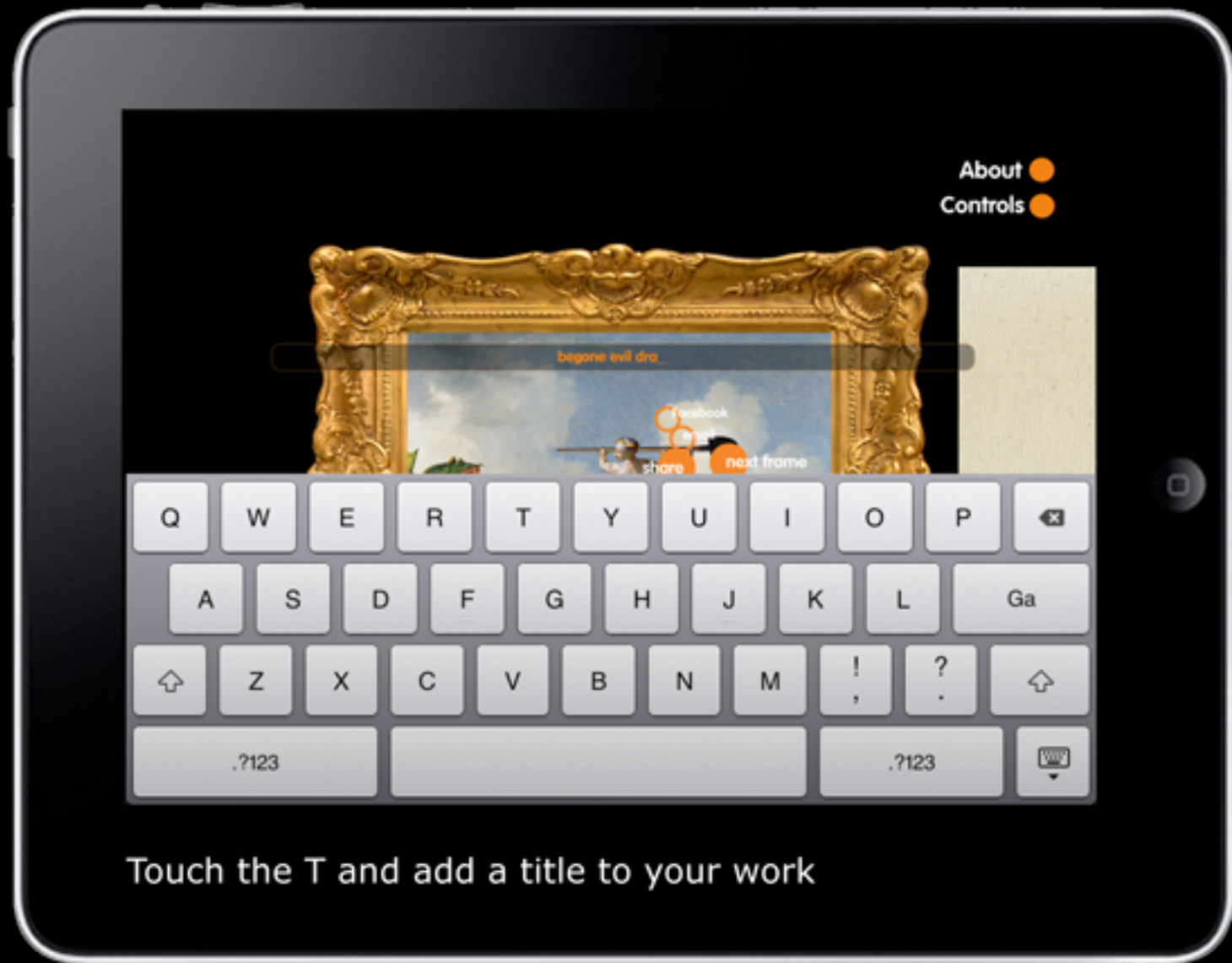
This will bring you back to studio-mode. Touch and hold the canvas. Choose a fitting frame ...

About ●
Controls ●



T

... this looks good. You can change it anytime.



Touch the T and add a title to your work

About ●
Controls ●



begone evil dragon

Share your work via e.mail or facebook



Slide to your next still empty canvas ...

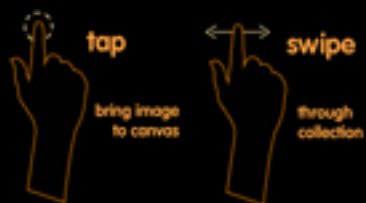
canvas-mode



studio-mode



image-mode



Check out the Controls ...



That's all folks

Muse-app brings art to life.
Visit www.museapp.org

Muse-App ®
© no strings 2012

